

# 2021-22 Start Strong Summary Results

Rockaway Borough  
School District

January 25, 2022

# The Start Strong assessment is...

## Intended to:

Produce information that should be used as a **standards-based complement** to the resources used by educators in their classrooms to evaluate the needs of students.

Be administered **quickly**, in person, and provide **immediate results**.

Meet federal flexibility for the 2020-2021 school year associated with the administration of general English language arts (ELA)/mathematics/science assessment, including public reporting of school level results disaggregated by subgroup.

## Not intended to:

Replace local standards-based benchmark assessments districts may already have in place.

Replace the spring 2022 New Jersey Student Learning Assessments (NJSLA) statewide summative assessments.

# Start Strong Overview



**Tests are brief: Each test can be administered in 45-60 minutes**



**Aligned to the previous year's academic standards to help educators understand the level of support students require for current grade-level instruction.**



**ELA- Grades 4-8  
Math- Grades 4-8 (Algebra 1)  
Science-Grade 6**

**PEARSON**

- **Online delivery through Pearson/TestNav**
- **Provides immediate results**

# **Individual Reports for Parents**

***Parents will receive an Individual Student Report (ISR) for each content in which their child is tested during the Fall 2021 Start Strong Assessment.***

**An ISR provides parents with:**

- A sense of their child's understanding in the tested content areas;
- A description of the major concepts that were tested; and
- A starting point for discussions with their child and teacher(s).

**Questions a parent might want to ask after reviewing the ISR include:**

- What additional supports are available to help my child during the school day and beyond regular school hours?
- How will I know if my child is improving?

***Online access to how their child performed on the Start Strong assessments. Access is provided in NJ's top 5 languages- (currently English, Spanish, Chinese, Portuguese, and Arabic).***

# District Analysis

# ROCKAWAY BOROUGH

## 2021-22 Fall Start Strong

### ELA/Language Arts

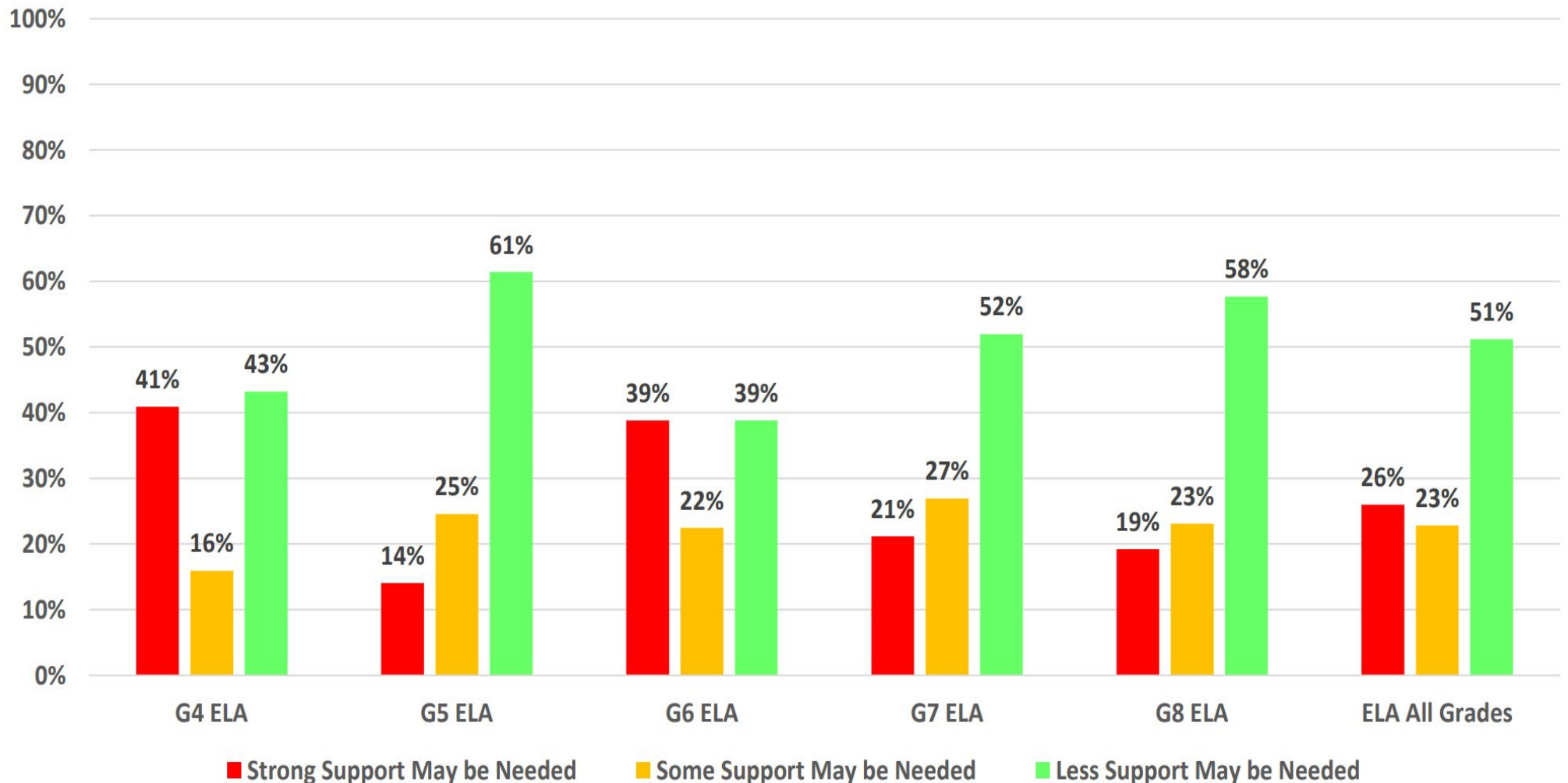
Grade	Total # students Tested	Support Levels					
		Strong Support May Be Needed (Level 1)		Some Support May Be Needed (Level 2)		Less Support May Be Needed (Level 3)	
		2021-22	2021-22	2021-22	2021-22	2021-22	2021-22
		# of students	% of total	# of students	% of total	# of students	% of total
4	44	18	41%	7	16%	19	43%
5	57	8	14%	14	25%	35	61%
6	49	19	39%	11	22%	19	39%
7	52	11	21%	14	27%	27	52%
8	52	10	19%	12	23%	30	58%
All Grades	254	66	26%	58	23%	130	51%

# ROCKAWAY BOROUGH

## 2021-22 Fall Start Strong

### ELA/Language Arts

Distribution by Achievement Level



# ROCKAWAY BOROUGH

## 2021-22 Fall Start Strong

### Mathematics

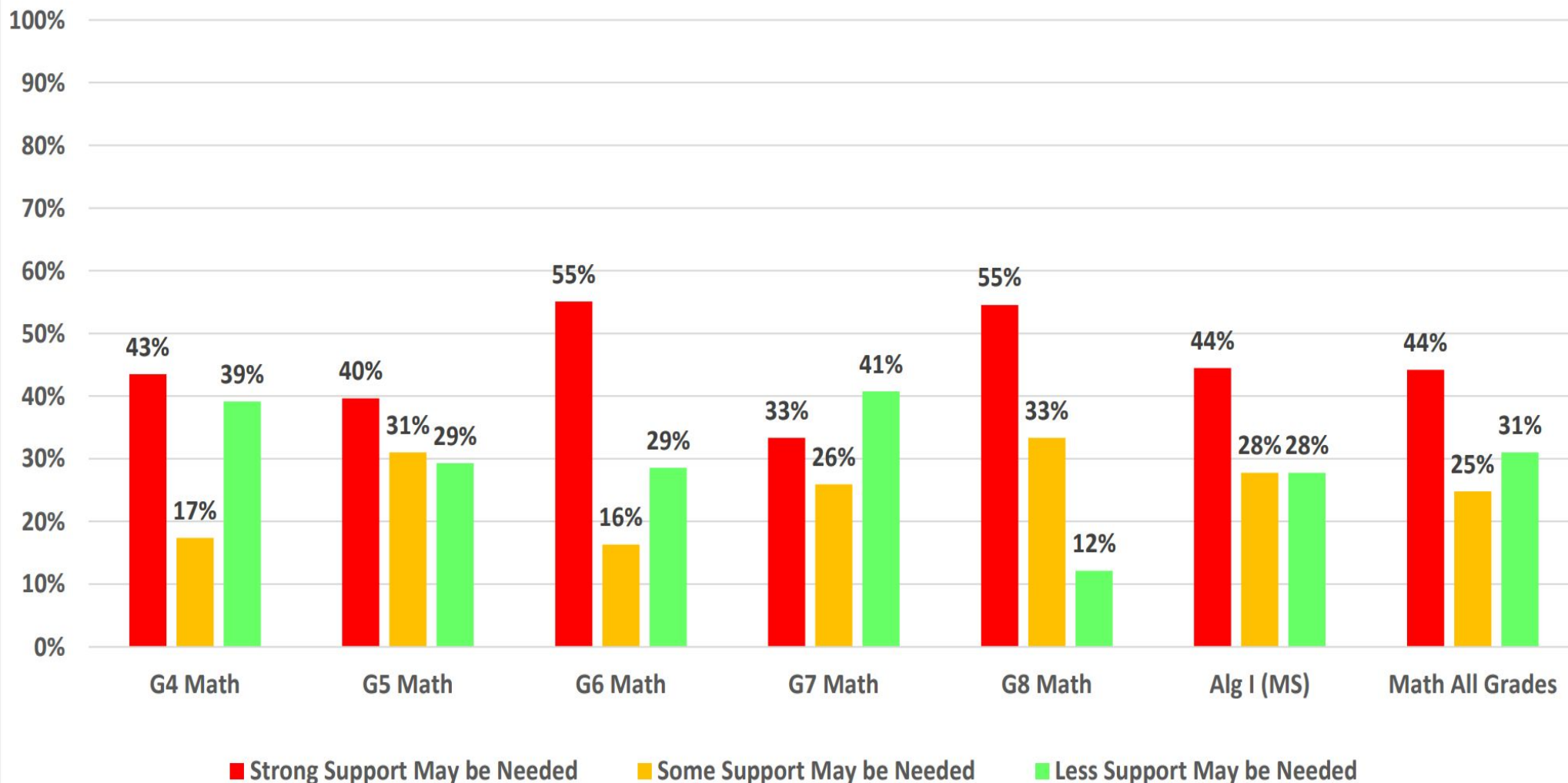
Grade	Total # students Tested	Support Levels					
		Strong Support May Be Needed (Level 1)		Some Support May Be Needed (Level 2)		Less Support May Be Needed (Level 3)	
		2021-22	2021-22	2021-22	2021-22	2021-22	2021-22
		# of students	% of total	# of students	% of total	# of students	% of total
4	46	20	43%	8	17%	18	39%
5	58	23	40%	18	31%	17	29%
6	49	27	55%	8	16%	14	29%
7	54	18	33%	14	26%	22	41%
8	33	18	55%	11	33%	4	12%
Alg I (MS)	18	8	44%	5	28%	5	28%
All Grades	258	114	44%	64	25%	80	31%



# ROCKAWAY BOROUGH

## 2021-22 Fall Start Strong Mathematics

Distribution by Achievement Level



# ROCKAWAY BOROUGH

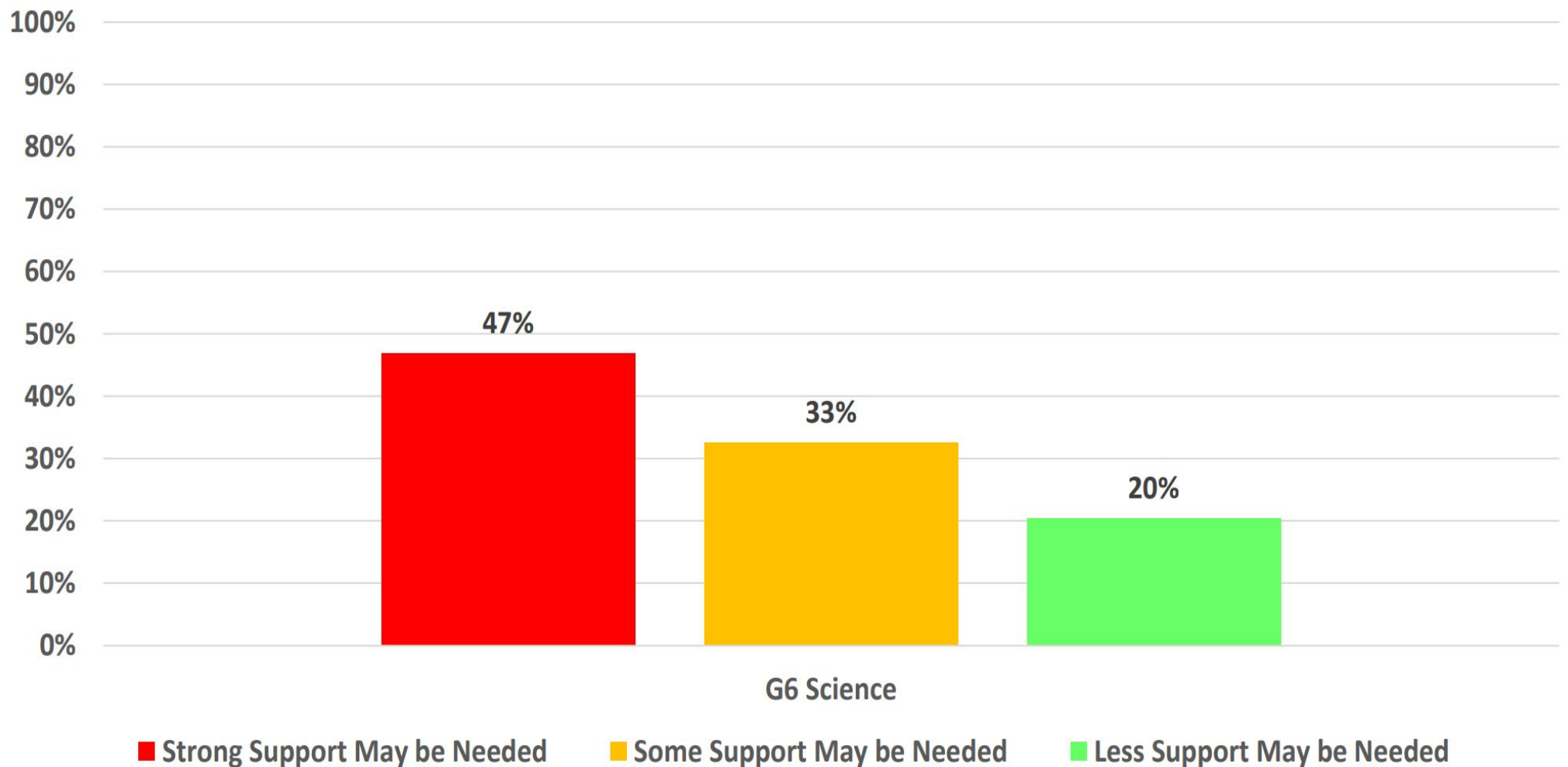
## 2021-22 Fall Start Strong Science

Grade	Total # students Tested	Support Levels					
		Strong Support May Be Needed (Level 1)		Some Support May Be Needed (Level 2)		Less Support May Be Needed (Level 3)	
		2021-22	2021-22	2021-22	2021-22	2021-22	2021-22
		# of students	% of total	# of students	% of total	# of students	% of total
6	49	23	47%	16	33%	10	20%

# ROCKAWAY BOROUGH

## 2021-22 Fall Start Strong Science

Distribution by Achievement Level



# Demographic Analysis

# ROCKAWAY BOROUGH

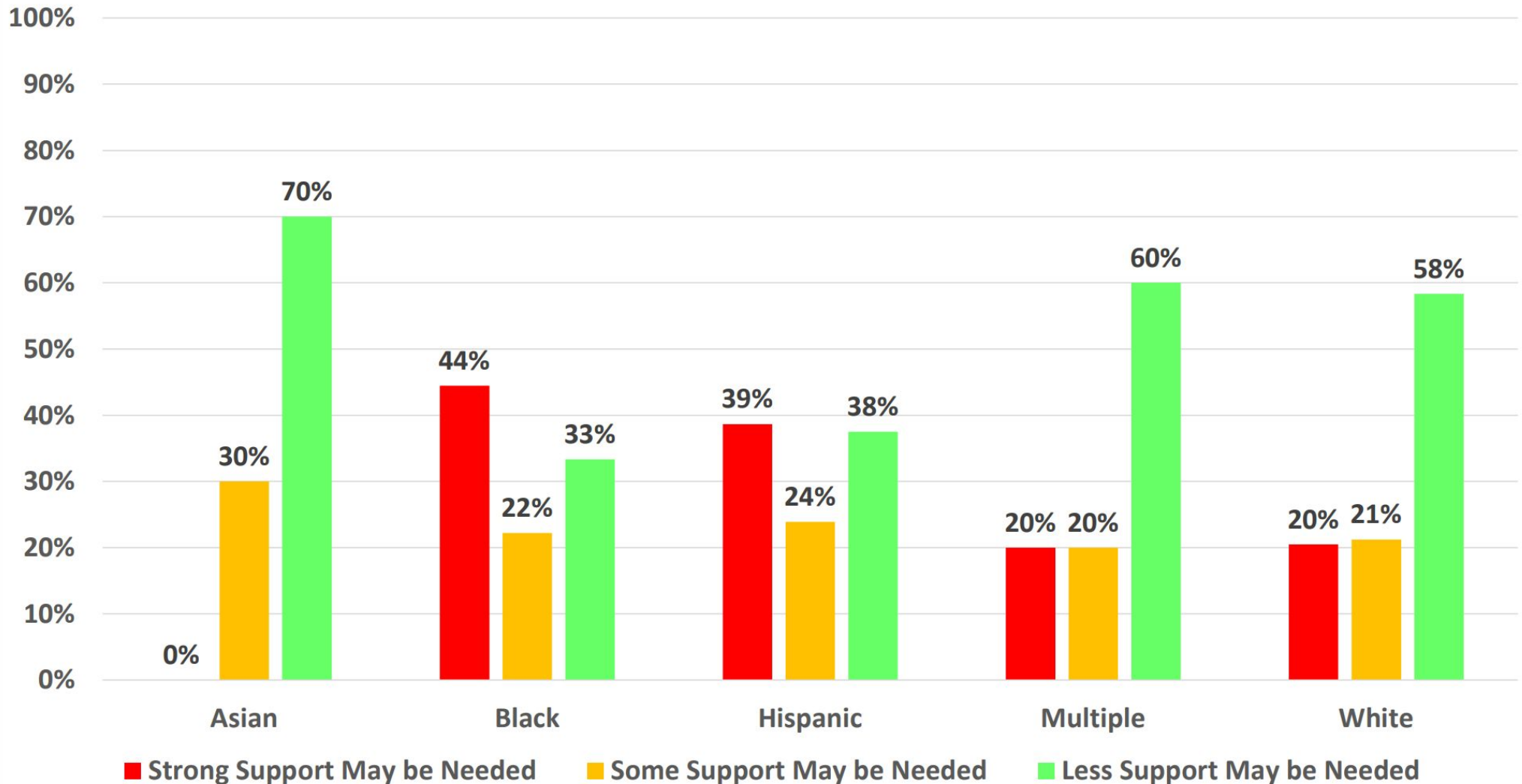
## 2021-22 Fall Start Strong Performance by Subgroup **Race**

### ELA/Language Arts

Grade Band	Race	Total # students Tested	% of students Tested	Support Levels					
				Strong Support May be Needed (Level 1)		Some Support May be Needed (Level 2)		Less Support May be Needed (Level 3)	
				2021-22	2021-22	2021-22	2021-22	2021-22	2021-22
				# of students	% of total	# of students	% of total	# of students	% of total
ES (G4-G5)	Asian								
	Black								
	Hispanic	36	36%	11	31%	9	25%	16	44%
	Multiple								
	White	51	50%	12	24%	9	18%	30	59%
	All Students	101		26	26%	21	21%	54	53%
MS (G6-G8)	Asian	11	7%	0	0%	4	36%	7	64%
	Black								
	Hispanic	52	34%	23	44%	12	23%	17	33%
	Multiple								
	White	81	53%	15	19%	19	23%	47	58%
	All Students	153		40	26%	37	24%	76	50%
All Grades	Asian	20	8%	0	0%	6	30%	14	70%
	Black								
	Hispanic	88	35%	34	39%	21	24%	33	38%
	Multiple								
	White	132	52%	27	20%	28	21%	77	58%
	All Students	254		66	26%	58	23%	130	51%

**ROCKAWAY BOROUGH**  
**2021-22 Fall Start Strong Performance by Subgroup Race**  
**ELA/Language Arts**

**Distribution by Achievement Level (All Grades)**





# ROCKAWAY BOROUGH

## 2021-22 Fall Start Strong Performance by Subgroup **Race**

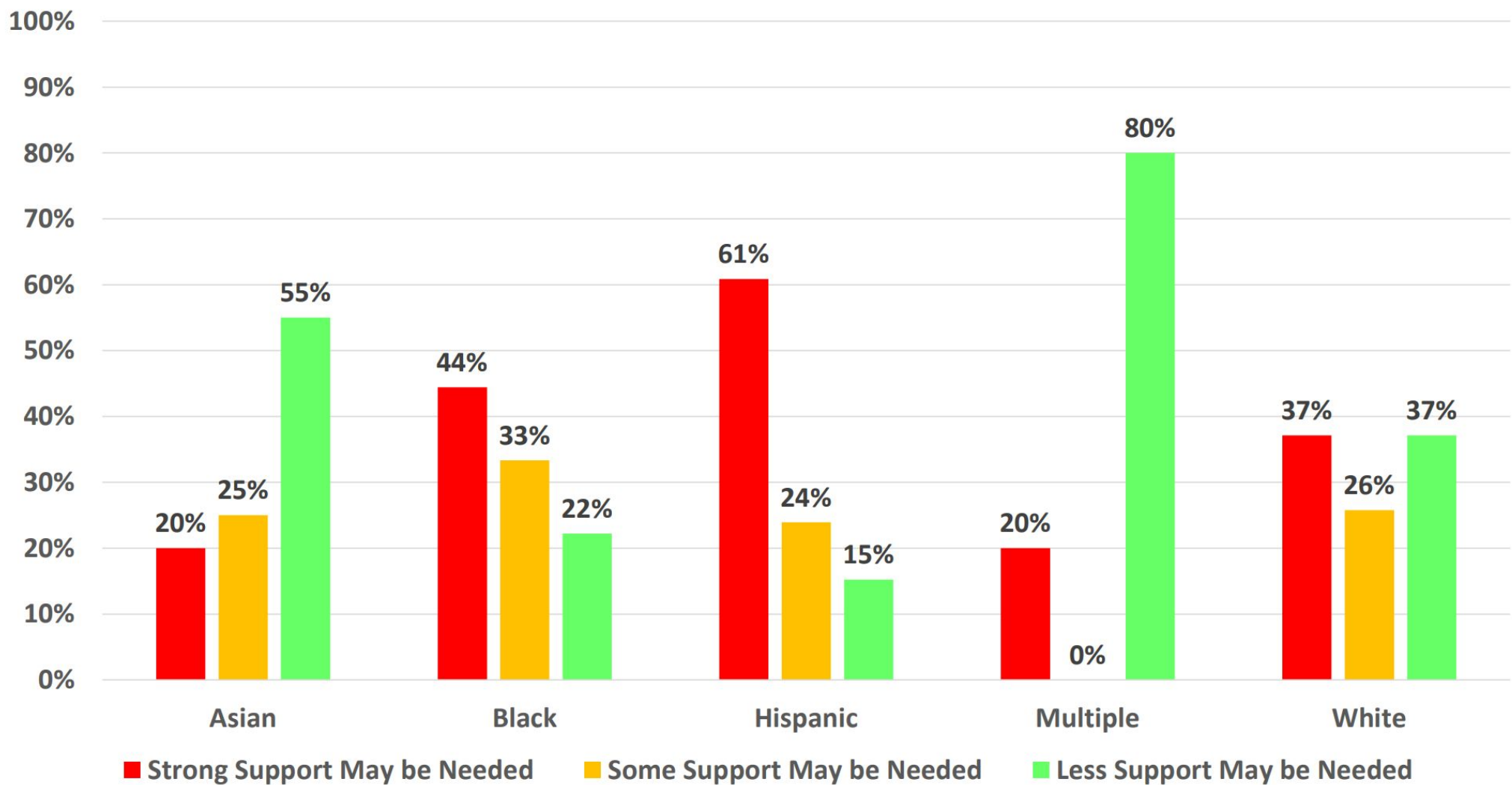
### Mathematics

Grade Band	Race	Total # students Tested	% of students Tested	Support Levels					
				Strong Support May be Needed (Level 1)		Some Support May be Needed (Level 2)		Less Support May be Needed (Level 3)	
				2021-22	2021-22	2021-22	2021-22	2021-22	2021-22
				# of students	% of total	# of students	% of total	# of students	% of total
ES (G4-G5)	Asian								
	Black								
	Hispanic	39	38%	21	54%	10	26%	8	21%
	Multiple								
	White	51	49%	17	33%	15	29%	19	37%
	All Students	104		43	41%	26	25%	35	34%
MS (G6-G8)	Asian	11	7%	2	18%	4	36%	5	45%
	Black								
	Hispanic	53	34%	35	66%	12	23%	6	11%
	Multiple								
	White	81	53%	32	40%	19	23%	30	37%
	All Students	154		71	46%	38	25%	45	29%
All Grades	Asian	20	8%	4	20%	5	25%	11	55%
	Black								
	Hispanic	92	36%	56	61%	22	24%	14	15%
	Multiple								
	White	132	51%	49	37%	34	26%	49	37%
	All Students	258		114	44%	64	25%	80	31%

Middle School (MS) Grade Band Includes any Algebra I or Geometry results taken in Middle School

**ROCKAWAY BOROUGH**  
**2021-22 Fall Start Strong Performance by Subgroup Race**  
**Mathematics**

**Distribution by Achievement Level (All Grades)**





# ROCKAWAY BOROUGH

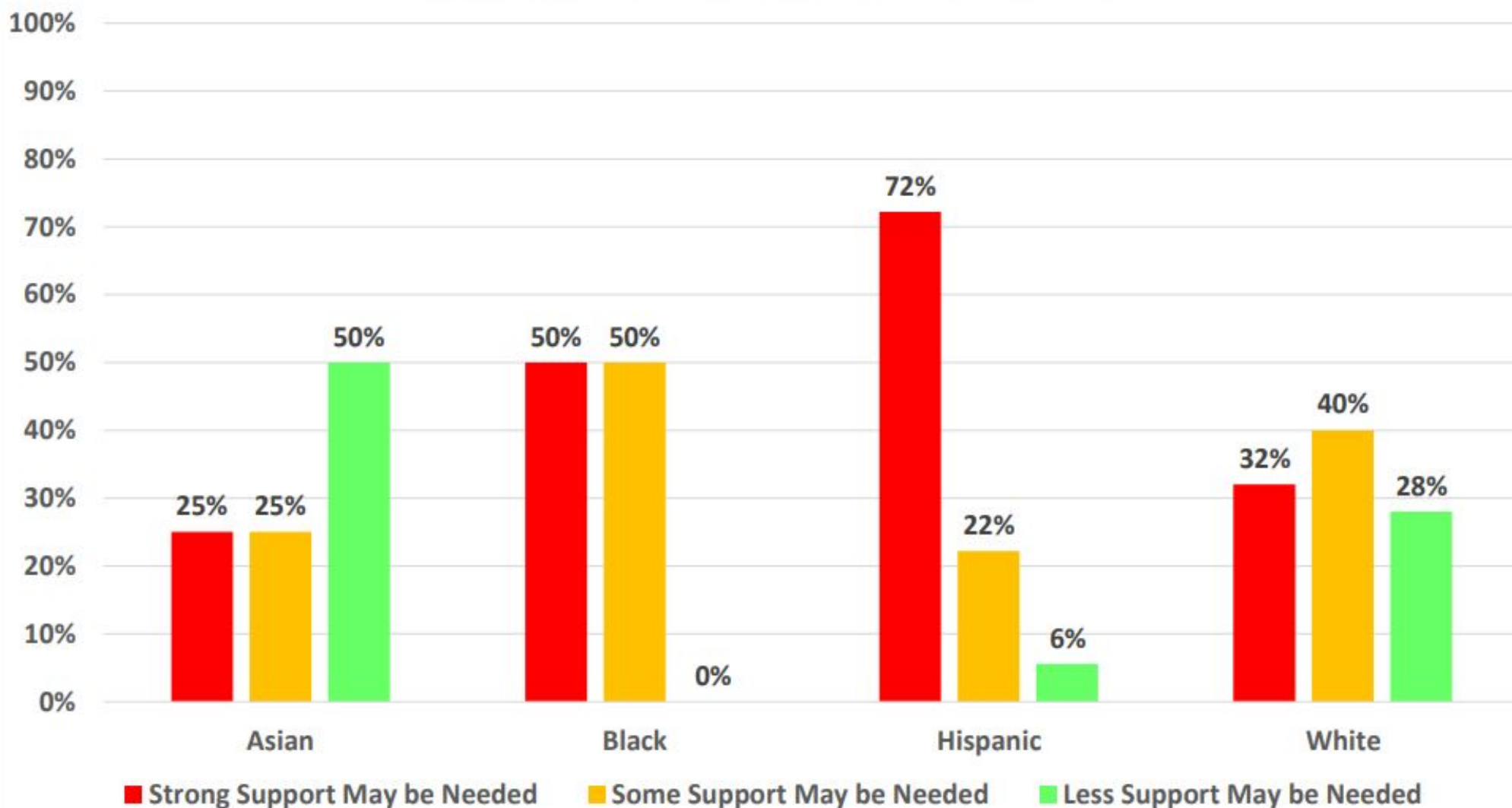
## 2021-22 Fall Start Strong Performance by Subgroup **Race**

### Science

Grade Band	Race	Total # students Tested	% of student s Tested	Support Levels					
				Strong Support May be Needed (Level 1)		Some Support May be Needed (Level 2)		Less Support May be Needed (Level 3)	
				2021-22	2021-22	2021-22	2021-22	2021-22	2021-22
				# of students	% of total	# of students	% of total	# of students	% of total
MS (G6-G8)	Asian								
	Black								
	Hispanic	18	37%	13	72%	4	22%	1	6%
	White	25	51%	8	32%	10	40%	7	28%
	All Students	49		23	47%	16	33%	10	20%

**ROCKAWAY BOROUGH**  
**2021-22 Fall Start Strong Performance by Subgroup Race**  
**Science**

**Distribution by Achievement Level (All Grades)**



# ROCKAWAY BOROUGH

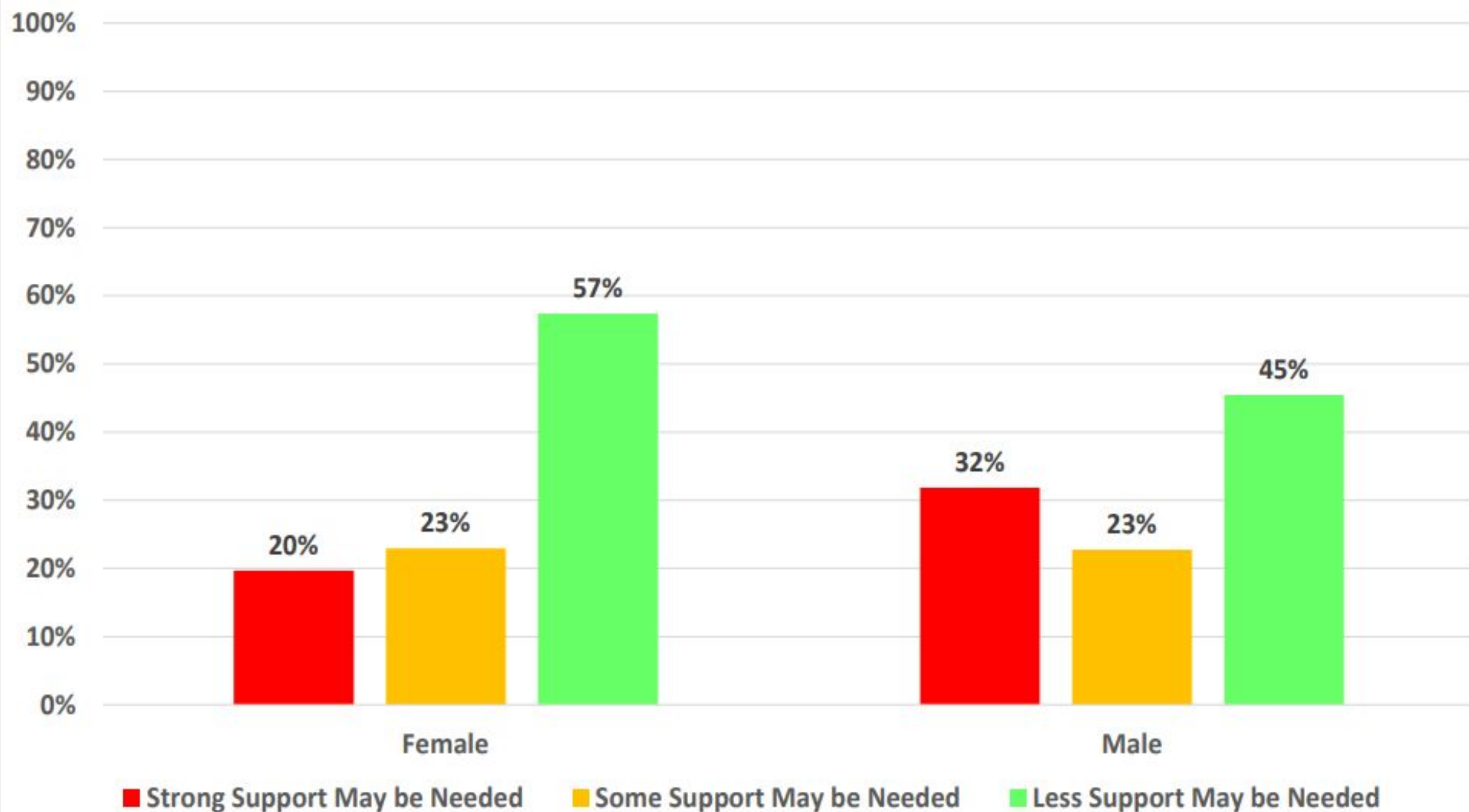
## 2021-22 Fall Start Strong Performance by Subgroup **Gender**

### ELA/Language Arts

Grade Band	Race	Total # students Tested	% of student s Tested	Support Levels					
				Strong Support May be Needed (Level 1)		Some Support May be Needed (Level 2)		Less Support May be Needed (Level 3)	
				2021-22	2021-22	2021-22	2021-22	2021-22	2021-22
				# of students	% of total	# of students	% of total	# of students	% of total
ES (G4-G5)	Female	44	44%	9	20%	6	14%	29	66%
	Male	57	56%	17	30%	15	26%	25	44%
	<i>All Students</i>	<i>101</i>		<i>26</i>	<i>26%</i>	<i>21</i>	<i>21%</i>	<i>54</i>	<i>53%</i>
MS (G6-G8)	Female	78	51%	15	19%	22	28%	41	53%
	Male	75	49%	25	33%	15	20%	35	47%
	<i>All Students</i>	<i>153</i>		<i>40</i>	<i>26%</i>	<i>37</i>	<i>24%</i>	<i>76</i>	<i>50%</i>
All Grades	Female	122	48%	24	20%	28	23%	70	57%
	Male	132	52%	42	32%	30	23%	60	45%
	<i>All Students</i>	<i>254</i>		<i>66</i>	<i>26%</i>	<i>58</i>	<i>23%</i>	<i>130</i>	<i>51%</i>

**ROCKAWAY BOROUGH**  
**2021-22 Fall Start Strong Performance by Subgroup Gender**  
**ELA/Language Arts**

**Distribution by Achievement Level (All Grades)**



# ROCKAWAY BOROUGH

## 2021-22 Fall Start Strong Performance by Subgroup **Gender**

### Mathematics

Grade Band	Race	Total # students Tested	% of student s Tested	Support Levels					
				Strong Support May be Needed (Level 1)		Some Support May be Needed (Level 2)		Less Support May be Needed (Level 3)	
				2021-22	2021-22	2021-22	2021-22	2021-22	2021-22
				# of students	% of total	# of students	% of total	# of students	% of total
ES (G4-G5)	Female	45	43%	17	38%	14	31%	14	31%
	Male	59	57%	26	44%	12	20%	21	36%
	<i>All Students</i>	104		43	41%	26	25%	35	34%
MS (G6-G8)	Female	78	51%	35	45%	20	26%	23	29%
	Male	76	49%	36	47%	18	24%	22	29%
	<i>All Students</i>	154		71	46%	38	25%	45	29%
All Grades	Female	123	48%	52	42%	34	28%	37	30%
	Male	135	52%	62	46%	30	22%	43	32%
	<i>All Students</i>	258		114	44%	64	25%	80	31%

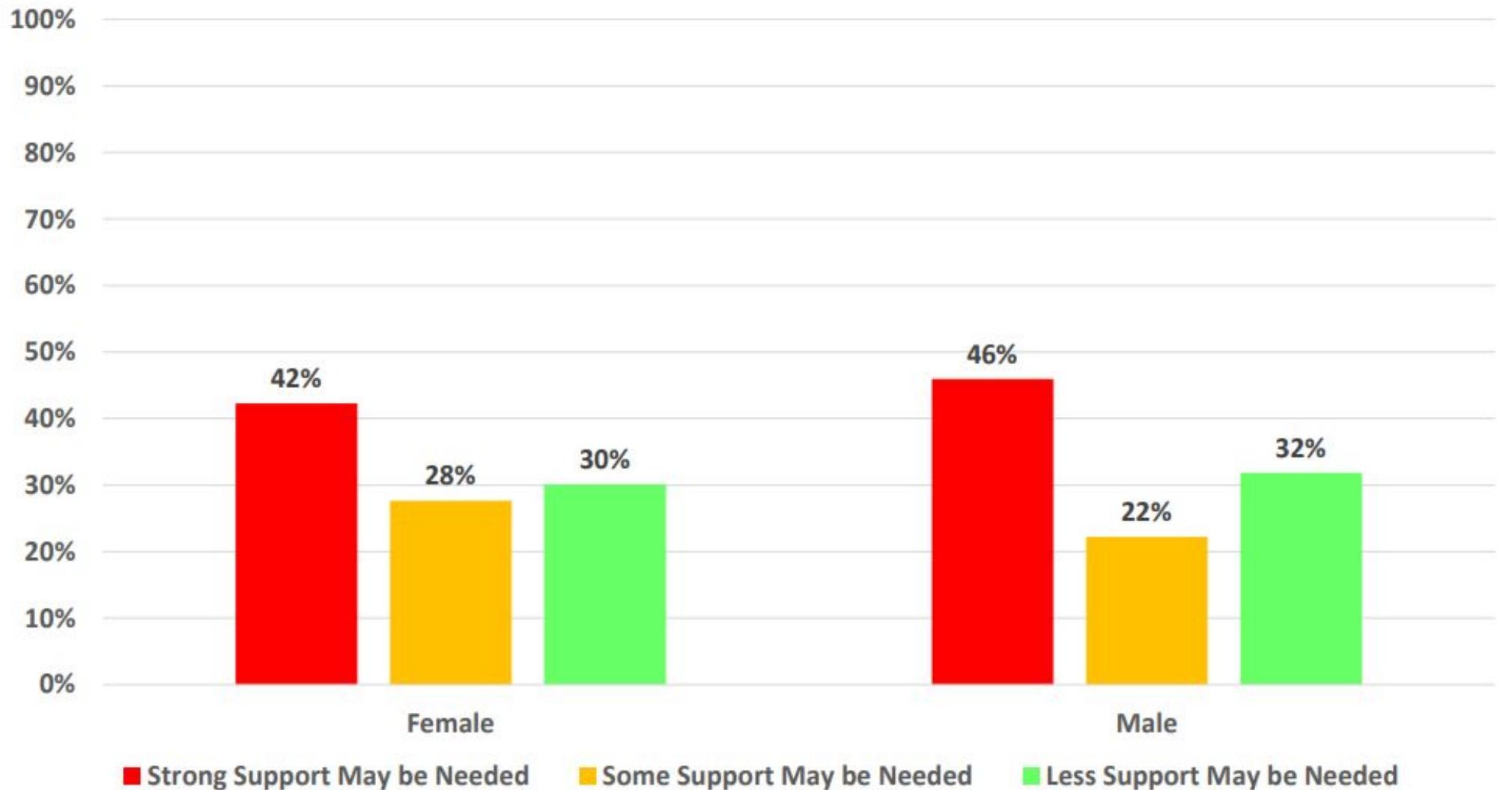
Middle School (MS) Grade Band includes any Algebra I or Geometry results taken in Middle School

# ROCKAWAY BOROUGH

2021-22 Fall Start Strong Performance by Subgroup **Gender**

## Mathematics

Distribution by Achievement Level (All Grades)



# ROCKAWAY BOROUGH

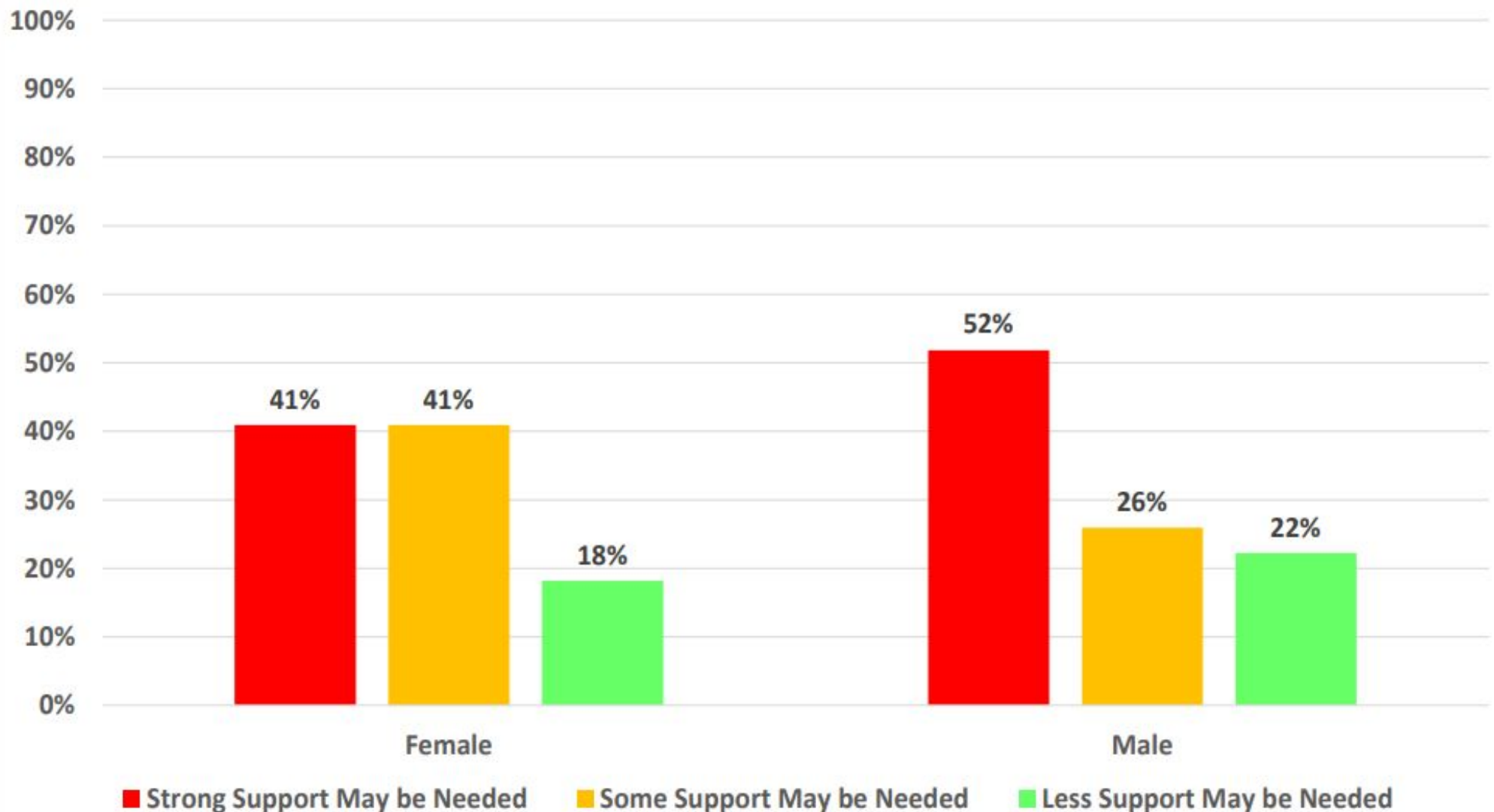
## 2021-22 Fall Start Strong Performance by Subgroup Gender

### Science

Grade Band	Race	Total # students Tested	% of students Tested	Support Levels					
				Strong Support May be Needed (Level 1)		Some Support May be Needed (Level 2)		Less Support May be Needed (Level 3)	
				2021-22	2021-22	2021-22	2021-22	2021-22	2021-22
				# of students	% of total	# of students	% of total	# of students	% of total
MS (G6-G8)	Female	22	45%	9	41%	9	41%	4	18%
	Male	27	55%	14	52%	7	26%	6	22%
	All Students	49		23	47%	16	33%	10	20%

**ROCKAWAY BOROUGH**  
**2021-22 Fall Start Strong Performance by Subgroup Gender**  
**Science**

**Distribution by Achievement Level (All Grades)**





# ROCKAWAY BOROUGH

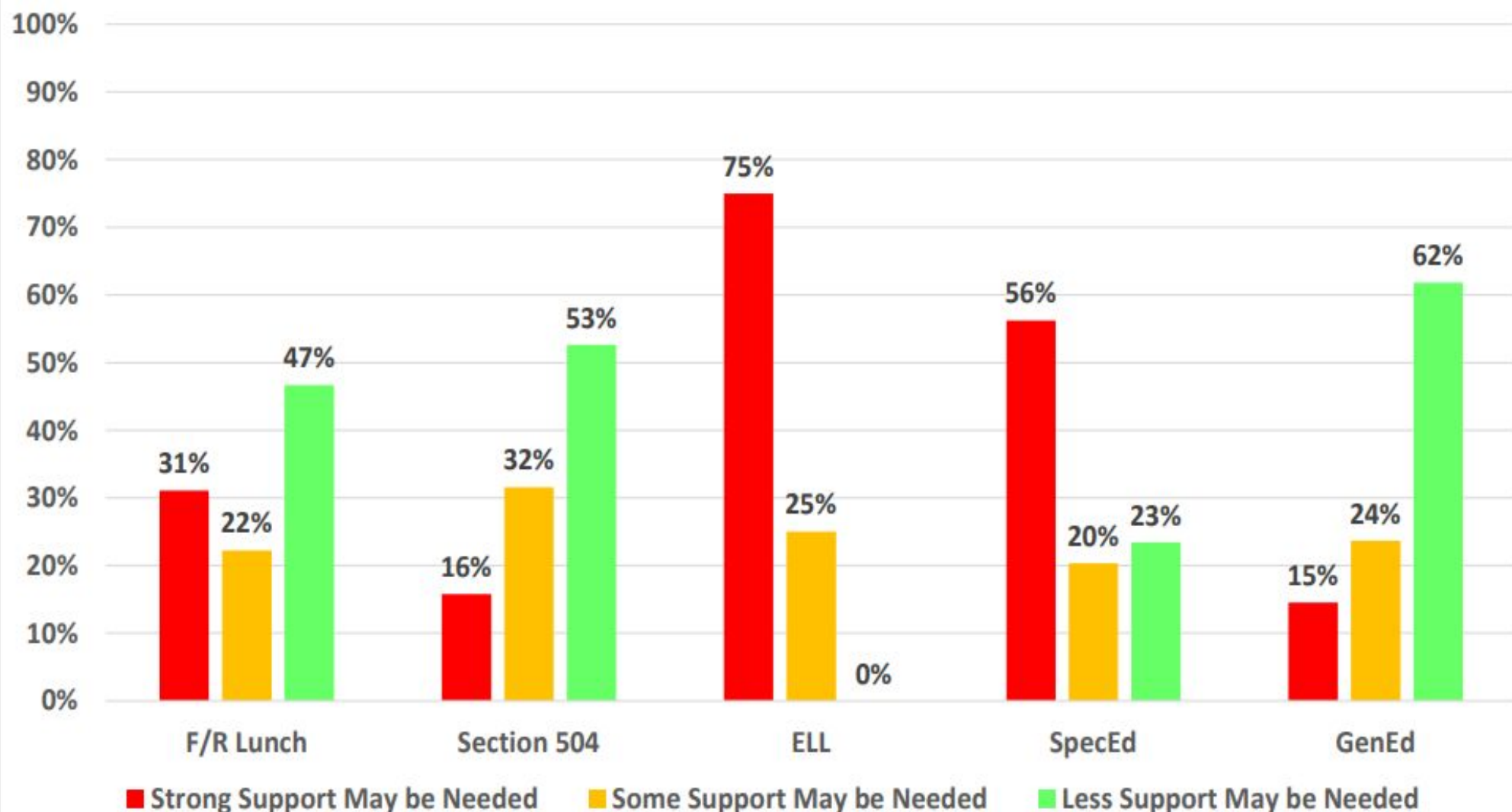
## 2021-22 Fall Start Strong Performance by Subgroup **Program**

### ELA/Language Arts

Grade Band	Race	Total # students Tested	% of student s Tested	Support Levels					
				Strong Support May be Needed (Level 1)		Some Support May be Needed (Level 2)		Less Support May be Needed (Level 3)	
				2021-22	2021-22	2021-22	2021-22	2021-22	2021-22
				# of students	% of total	# of students	% of total	# of students	% of total
ES (G4-G5)	F/R Lunch	11	11%	3	27%	2	18%	6	55%
	Section 504	10	10%	1	10%	4	40%	5	50%
	ELL								
	SpecEd	26	26%	14	54%	6	23%	6	23%
	GenEd	74	73%	11	15%	15	20%	48	65%
	All Students	101		26	26%	21	21%	54	53%
MS (G6-G8)	F/R Lunch	34	22%	11	32%	8	24%	15	44%
	Section 504								
	ELL								
	SpecEd	38	25%	22	58%	7	18%	9	24%
	GenEd	112	73%	16	14%	29	26%	67	60%
	All Students	153		40	26%	37	24%	76	50%
All Grades	F/R Lunch	45	18%	14	31%	10	22%	21	47%
	Section 504	19	7%	3	16%	6	32%	10	53%
	ELL								
	SpecEd	64	25%	36	56%	13	20%	15	23%
	GenEd	186	73%	27	15%	44	24%	115	62%
	All Students	254		66	26%	58	23%	130	51%

**ROCKAWAY BOROUGH**  
**2021-22 Fall Start Strong Performance by Subgroup Program**  
**ELA/Language Arts**

**Distribution by Achievement Level (All Grades)**



# ROCKAWAY BOROUGH

## 2021-22 Fall Start Strong Performance by Subgroup **Program**

### Mathematics

Grade Band	Race	Total # students Tested	% of student s Tested	Support Levels					
				Strong Support May be Needed (Level 1)		Some Support May be Needed (Level 2)		Less Support May be Needed (Level 3)	
				2021-22	2021-22	2021-22	2021-22	2021-22	2021-22
				# of students	% of total	# of students	% of total	# of students	% of total
ES (G4-G5)	F/R Lunch	12	12%	6	50%	3	25%	3	25%
	Section 504	10	10%	2	20%	5	50%	3	30%
	ELL								
	SpecEd	27	26%	22	81%	2	7%	3	11%
	GenEd	74	71%	18	24%	24	32%	32	43%
	All Students	104		43	41%	26	25%	35	34%
MS (G6-G8)	F/R Lunch	35	23%	18	51%	10	29%	7	20%
	Section 504								
	ELL								
	SpecEd	39	25%	29	74%	6	15%	4	10%
	GenEd	111	72%	38	34%	32	29%	41	37%
	All Students	154		71	46%	38	25%	45	29%
All Grades	F/R Lunch	47	18%	24	51%	13	28%	10	21%
	Section 504	19	7%	6	32%	10	53%	3	16%
	ELL								
	SpecEd	66	26%	51	77%	8	12%	7	11%
	GenEd	185	72%	56	30%	56	30%	73	39%
	All Students	258		114	44%	64	25%	80	31%

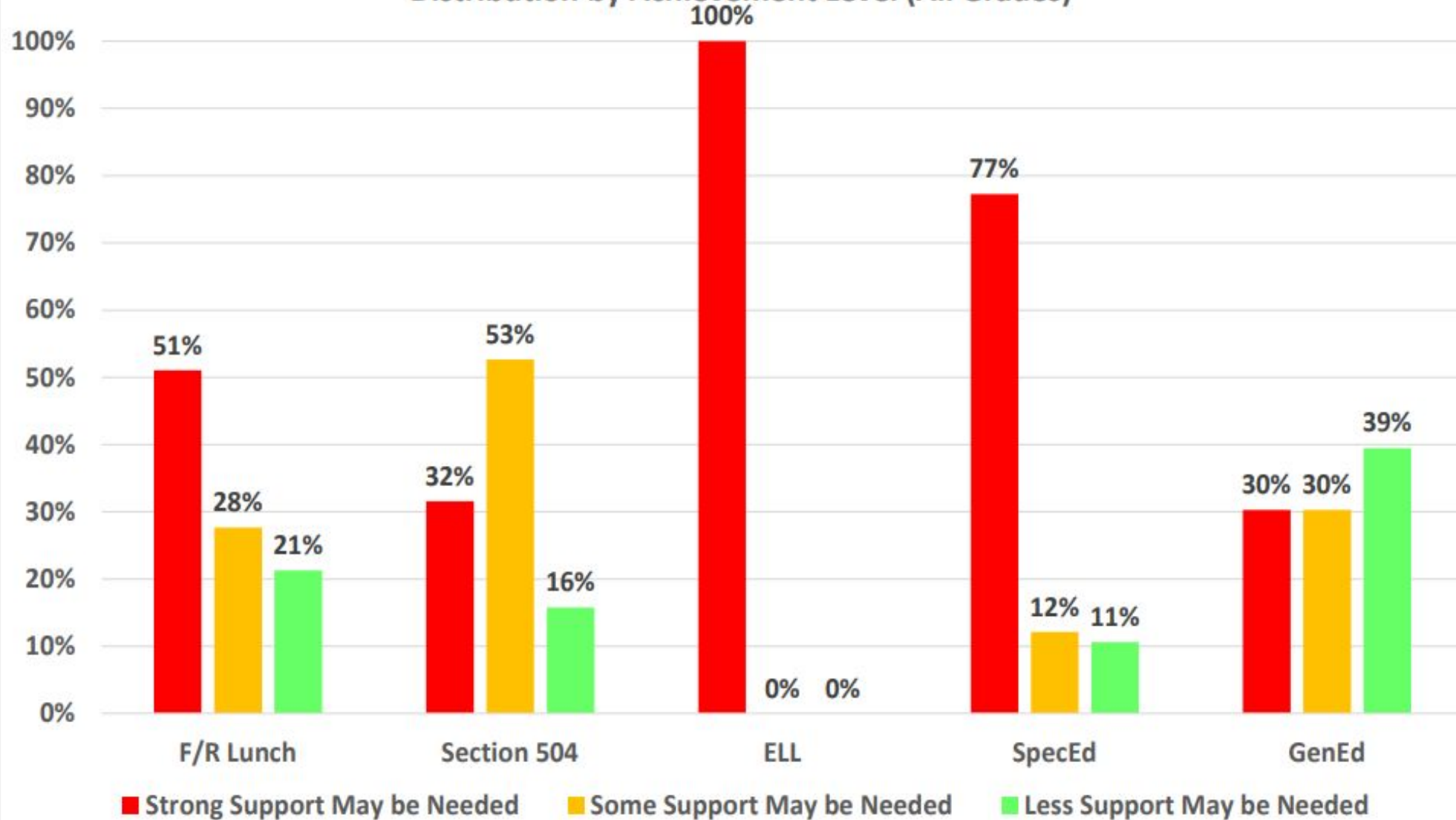
Middle School (MS) Grade Band includes any Algebra I or Geometry results taken in Middle School

# ROCKAWAY BOROUGH

## 2021-22 Fall Start Strong Performance by Subgroup Program

### Mathematics

Distribution by Achievement Level (All Grades)



# ROCKAWAY BOROUGH

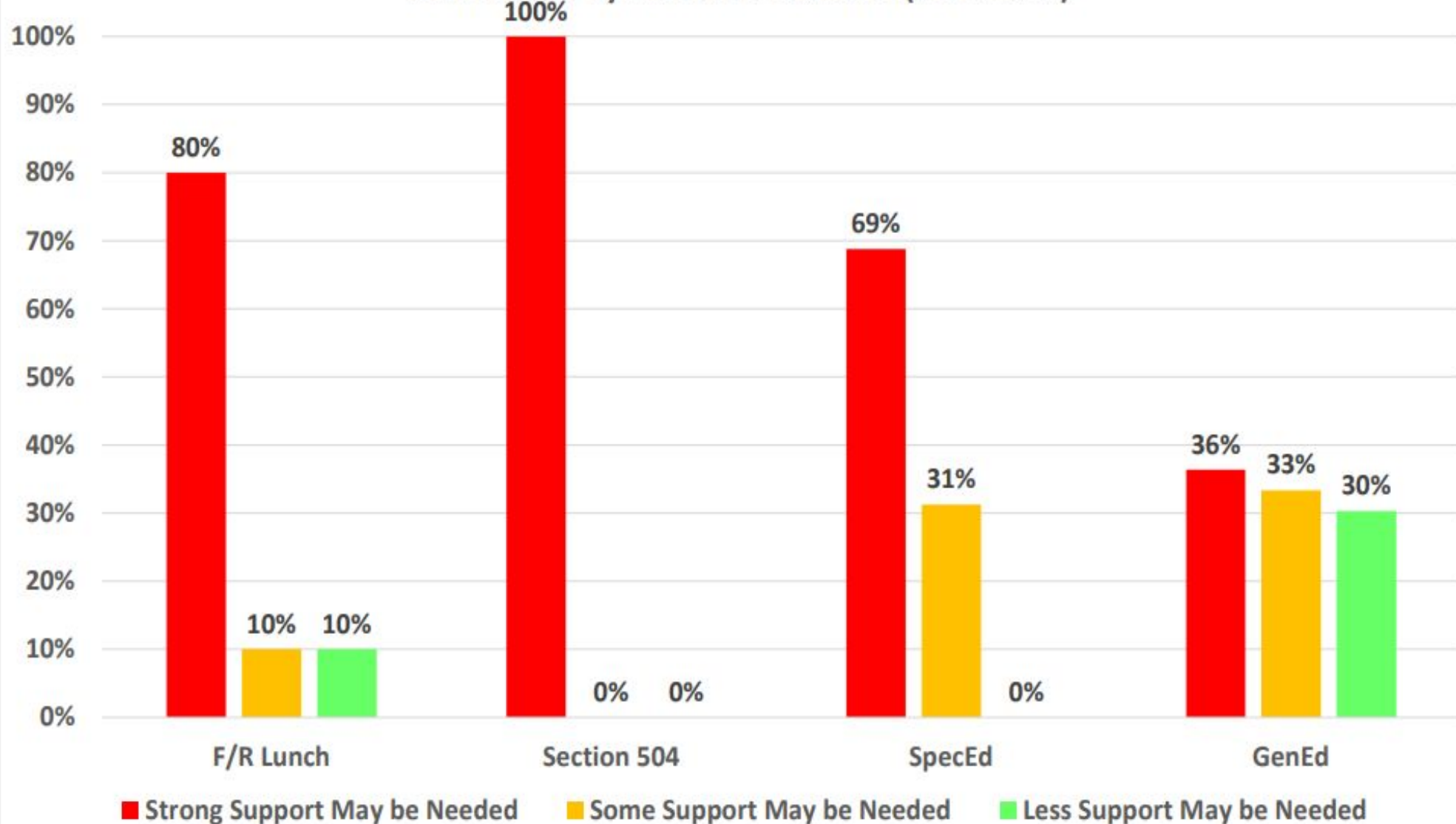
## 2021-22 Fall Start Strong Performance by Subgroup **Program**

### Science

Grade Band	Race	Total # students Tested	% of students Tested	Support Levels							
				Strong Support May be Needed (Level 1)		Some Support May be Needed (Level 2)		Less Support May be Needed (Level 3)			
				2021-22	2021-22	2021-22	2021-22	2021-22	2021-22	2021-22	2021-22
				# of students	% of total	# of students	% of total	# of students	% of total	# of students	% of total
MS (G6-G8)	F/R Lunch	10	20%	8	80%	1	10%	1	10%		
	Section 504										
	SpecEd	16	33%	11	69%	5	31%	0	0%		
	GenEd	33	67%	12	36%	11	33%	10	30%		
	All Students	49		23	47%	16	33%	10	20%		

**ROCKAWAY BOROUGH**  
**2021-22 Fall Start Strong Performance by Subgroup Program**  
**Science**

**Distribution by Achievement Level (All Grades)**



# Important Takeaways

*We need to use this as a baseline. This assessment was based on last year's standards, so we should use it as no more than the "starting point" it was meant to be.*

- ELA- We need to improve in specific areas. Students are struggling with informational text. Overall, writing needs to continue to be reinforced.
- Math- We need to improve.
- Science- The district programs that focused on hands-on activities were minimally utilized during COVID.

*Our staff is top notch. We need to continue to provide them with the resources necessary to achieve success.*

# Action Plan to Ensure Future and Continued Student Success and Address Unfinished Learning

- **ELA-**

- Orton Gillingham Literacy Initiative.
- Writing across the curriculum/focus on extracting information from text to support own ideas.

- **Math-**

- Slowly extend ALEKS into grades K-5.
- Math interventionist, instructional coach, and/or additional wrap around programs based on state assessment performance (e.g., before/after-school).

- **Science-**

- A committee of staff members will be looking into a new program
- Students have not been able to use hands-on materials or collaborate with lab groups for the last few years



Does anyone have any questions  
or anything they would like us to  
give additional information on?

[agrieco@rockboro.org](mailto:agrieco@rockboro.org)

[jargenziano@rockboro.org](mailto:jargenziano@rockboro.org)